



umoyda
unlimited

Office Chairs







umoya
unlimited

Contents:

Category

Typist & Operators Chairs	3
Economy Range	10
Managers Range	19
Executive Range	31
Chair Options	49
Adjustment Explanations	55





Typist & Operators Chairs

Office Chairs Catalogue

Order Code	Description	Options
Typist Range		



Meteor Typist Chair		Chair Options
Sprung back with gas adjuster; 5* black nylon base;		
CE-MET1BU	Burgandy	
CE-MET1BL	Black	
CE-MET1BLU	Blue	



Cancun Typist Chair - Standard with no Arms		Chair Options
Standard Swivel Mechanism; Typist Gas Height Adjustment; 540mm diameter Black Nylon glass re-enforced Base; Foam on seat: High Density; Foam on back: Medium Density; Can swap normal castors for		Fabric Options; Various Bases; 5* Aluminium or Chrome Arms; LC 40,150 Footring: black nylon or chrome
SE-CAT1	Category 1 Fabrics	
SE-CAT2	Category 2 Fabrics	
SE-CAT3	Category 3 Fabrics	
SE-CAT4	Category 4 Fabrics	
SE-CAT5	Category 5 Fabrics	
SE-CAT6	Category 6 Fabrics	
SE-CAT7	Category 7 Fabrics	
SE-CAT8	Category 8 Fabrics	
SE-CAT9	Category 9 Fabrics	
SE-CAT10	Category 10 Fabrics	
Fabric Requirements Split - Seat: 0.7m Back: 0.55m		
2 seats per 0.7m of fabric if fabric is 140cm or wider		Allow extra fabric for a pattern match

Lucea Range



Lucea 1000 Typist Chair		Options
Swivel Mechanism with Back Rake adjustment; Typist Gas Height Adjustment; Standard without Arms; See Options; Back height adjustment; 640mm diameter Black Nylon glass re-enforced Base; Foam on seat: High Density; Foam on back: Medium Density		Fabric Options; Various Bases; 5* Aluminium or Chrome Arms; LC 10, 15, 40, 60, 90, 95, 100, 150 Footring: black nylon or chrome
SE-L1001	Category 1 Fabrics	
SE-L1002	Category 2 Fabrics	
SE-L1003	Category 3 Fabrics	
SE-L1004	Category 4 Fabrics	
SE-L1005	Category 5 Fabrics	
SE-L1006	Category 6 Fabrics	
SE-L1007	Category 7 Fabrics	
SE-L1008	Category 8 Fabrics	
SE-L1009	Category 9 Fabrics	
SE-L1010	Category 10 Fabrics	

Office Chairs Catalogue



Order Code	Description	Options
Lucea 1500 Typist Chair		Options
	Swivel Mechanism with Back Rake adjustment; Typist Gas Height Adjustment; Standard without Arms; See Options; Back height adjustment; 640mm diameter Black Nylon glass re-enforced Base; Ergonomic Shape for Lumber Foam on seat: High Density; Foam on back: Medium Density	Fabric Options; Various Bases; 5* Aluminium or Chrome Arms; LC 10, 15, 40, 60, 90, 95, 100, 150 Footring: black nylon or chrome
SE-L1501	Category 1 Fabrics	
SE-L1502	Category 2 Fabrics	
SE-L1504	Category 3 Fabrics	
SE-L1504	Category 4 Fabrics	
SE-L1505	Category 5 Fabrics	
SE-L1507	Category 6 Fabrics	
SE-L1507	Category 7 Fabrics	
SE-L1508	Category 8 Fabrics	
SE-L1509	Category 9 Fabrics	
SE-L1510	Category 10 Fabrics	



Lucea 1800 Typist Chair		Options
	Swivel Mechanism with Back Rake adjustment; Typist Gas Height Adjustment; Standard without Arms; See Options; Back height adjustment; 640mm diameter Black Nylon glass re-enforced Base; Ergonomic Shape for Lumber Foam on seat: High Density; Foam on back: Medium Density	Fabric Options; Various Bases; 5* Aluminium or Chrome Arms; LC 10, 15, 40, 60, 90, 95, 100, 150 Footring: black nylon or chrome
SE-L1801	Category 1 Fabrics	
SE-L1802	Category 2 Fabrics	
SE-L1803	Category 3 Fabrics	
SE-L1804	Category 4 Fabrics	
SE-L1805	Category 5 Fabrics	
SE-L1806	Category 6 Fabrics	
SE-L1807	Category 7 Fabrics	
SE-L1808	Category 8 Fabrics	
SE-L1809	Category 9 Fabrics	
SE-L1810	Category 10 Fabrics	

Office Chairs Catalogue

Order Code	Description	Options
Oxford Range		



Oxford High Back		Options
Swivel Mechanism with Back Rake adjustment; Plastic Out Back Typist Gas Height Adjustment; Standard without Arms; See Options; Back height adjustment; 700mm diameter Black Nylon glass re-enforced Spider Base; Back Height Adjustment; Foam on seat: High Density; Foam on back: Medium Density;		Fabric Options; Various Bases; 5* Aluminium or Chrome Arms; LC 10, 15, 40, 60, 90, 95, 100, 150 Footring: black nylon or chrome
SE-OXH1	Category 1 Fabrics	
SE-OXH2	Category 2 Fabrics	
SE-OXH3	Category 3 Fabrics	
SE-OXH4	Category 4 Fabrics	
SE-OXH5	Category 5 Fabrics	
SE-OXH6	Category 6 Fabrics	
SE-OXH7	Category 7 Fabrics	
SE-OXH8	Category 8 Fabrics	
SE-OXH9	Category 9 Fabrics	
SE-OXH10	Category 10 Fabrics	



Oxford Medium Back		Options
Swivel Mechanism with Back Rake adjustment; Plastic Outer Back; Typist Gas Height Adjustment; Standard without Arms; See Options; Back height adjustment; 700mm diameter Black Nylon glass re-enforced Base; Foam on seat: High Density; Foam on back: Medium Density;		Fabric Options; Various Bases; 5* Aluminium or Chrome Arms; LC 10, 15, 40, 60, 90, 95, 100, 150 Footring: black nylon or chrome
SE-OXM1	Category 1 Fabrics	
SE-OXM2	Category 2 Fabrics	
SE-OXM3	Category 3 Fabrics	
SE-OXM4	Category 4 Fabrics	
SE-OXM5	Category 5 Fabrics	
SE-OXM6	Category 6 Fabrics	
SE-OXM7	Category 7 Fabrics	
SE-OXM8	Category 8 Fabrics	
SE-OXM9	Category 9 Fabrics	
SE-OXM10	Category 10 Fabrics	





Order Code	Description	Options
Swift Range		



Swift Operators Chair		Options
Swivel & tilt mechanism with 1 position lock; Gas height adjuster; Standard without Arms; See Options; Black mesh back with black contract fabric seat; 5* chrome base; Lumber support.		Fabric Options; Various Arms; LC 90, 95, 150
CE-SW01	Various fabric options	



Swift Visitors Chair		Options
Chrome sleigh base; Standard without Arms; See Options; Black mesh back with black contract fabric seat; Lumber support.		Fabric Options; Various Arms; LC 90, 95, 150
CE-SWV1	Various fabric options	

Mako - Black Vinyl



Mako Operators		Options
Swivel & tilt mechanism with 1 position lock.; Chrome arms with vinyl arm padding; Gas height adjuster.; 5* Chrome base; Full black vinyl seat and back; Black Only		Nil
CE-MAO1		

Win Range



Win Operators Chair		Options
Basic synchro mechanism; Gas height adjuster; PU Arms; Black mesh back with black contract fabric seat; 5* chrome base; Lumber support		Fabric Options; Various
CE-WIO1	Various fabric options	



Win Visitors Chair		Options
Black powder coated sleigh base; PU Arms; Black mesh back with black contract fabric seat; Lumber support.		Fabric Options; Various
CE-WIV1	Various fabric options	

Office Chairs Catalogue



Order Code	Description	Options
Antigua Range		



Antigua Operators		Options
1 Lever Middle Pivot Synchro Mechanism with 5 position lock; Taper Gas Height Adjustment; Standard with Black Mesh Back; Standard without Arms; See Options; 700mm diameter Black Nylon, glass re-enforced Spider Base; Adjustable Black Mesh Lumbar Cushion; Separate Seat and Back Foam on seat: High Density;		Fabric Options; Various (Not on mesh) Base: 5* Polished Aluminium or Chrome Spider Base; Arms; LC 10, 15, 40, 60, 90, 95, 150
SE-AGO1	Category 1 Fabrics	
SE-AGO2	Category 2 Fabrics	
SE-AGO3	Category 3 Fabrics	
SE-AGO4	Category 4 Fabrics	
SE-AGO5	Category 5 Fabrics	
SE-AGO6	Category 6 Fabrics	
SE-AGO7	Category 7 Fabrics	
SE-AGO8	Category 8 Fabrics	
SE-AGO9	Category 9 Fabrics	
SE-AGO10	Category 10 Fabrics	



Antigua Vistors 4 Legged		Options
Standard with Chrome Round Table 4 legged frame; Polypropylene Arms; Woven Mesh Back; Foam on seat: High Density; Foam on back: None (Mesh Back)		
SE-AGV41	Category 1 Fabrics	
SE-AGV42	Category 2 Fabrics	
SE-AGV43	Category 3 Fabrics	
SE-AGV44	Category 4 Fabrics	
SE-AGV45	Category 5 Fabrics	
SE-AGV46	Category 6 Fabrics	
SE-AGV47	Category 7 Fabrics	
SE-AGV48	Category 8 Fabrics	
SE-AGV49	Category 9 Fabrics	
SE-AGV410	Category 10 Fabrics	

Office Chairs Catalogue

Order Code	Description	Options
Industrial Typist Range		



Bristol		Options
Swivel Mechanism Typist Gas Height Adjustment Polyurethane Seat Standard with 640mm diameter Black Nylon, glass re-enforced Base		Footring: black nylon or chrome
SE-BT1		



Brixton		Options
Swivel Mechanism Typist Gas Height Adjustment Polyurethane Seat 640mm diameter Black Nylon, glass re-enforced Base		Footring: black nylon or chrome
SE-BX1		




Blackpool		Options
Swivel Mechanism with back rake adjustment; Typist Gas Height Adjustment Standard without Arms; Polyurethane Seat 640mm diameter Black Nylon, glass re-enforced Base		Footring: black nylon or chrome; Arms: LC 40, 90, 95 & 150 arms
SE-BP1		



Belfast		Options
Swivel Mechanism Typist Gas Height Adjustment Polyurethane Seat 640mm diameter Black Nylon, glass re-enforced Base		Footring: black nylon or chrome
SE-BF1		



Orion Draughtsman		Options
Synchro mechanism with 5 Position lock; Draughtsman gas height adjuster; Adjustable chrome footring; Adjustable lumbar support; 5* Chrome spider base with glides NOT castors; Non woven mesh back and woven fabric seat.		Nil
CE-ORD1		



Economy Range

Office Chairs Catalogue

Order Code	Description	Options
Kingston Range		



Kingston High Back		Options
Swivel & Tilt Mechanism with 1 position lock in and upright position; C-Arm with Plastic capping; Executive Gas Height Adjustment; Tension Adjustment 640mm diameter Black Nylon, glass re-enforced Base; Foam on seat: High Density; Foam on back: Medium Density		Fabric Options; Various Clear plastic over fabric; Bases; 5* Aluminium or Chrome;
SE-KGH1	Category 1 Fabrics	
SE-KGH2	Category 2 Fabrics	
SE-KGH3	Category 3 Fabrics	
SE-KGH4	Category 4 Fabrics	
SE-KGH5	Category 5 Fabrics	
SE-KGH6	Category 6 Fabrics	
SE-KGH7	Category 7 Fabrics	
SE-KGH8	Category 8 Fabrics	
SE-KGH9	Category 9 Fabrics	
SE-KGH10	Category 10 Fabrics	



Kingston Medium Back		Options
Swivel & Tilt Mechanism with 1 position lock in and upright position; C-Arm with Plastic capping; Executive Gas Height Adjustment; Tension Adjustment 640mm diameter Black Nylon, glass re-enforced Base; Foam on seat: High Density; Foam on back: Medium Density		Fabric Options; Various Clear plastic over fabric; Bases; 5* Aluminium or Chrome;
SE-KGM1	Category 1 Fabrics	
SE-KGM2	Category 2 Fabrics	
SE-KGM3	Category 3 Fabrics	
SE-KGM4	Category 4 Fabrics	
SE-KGM5	Category 5 Fabrics	
SE-KGM6	Category 6 Fabrics	
SE-KGM7	Category 7 Fabrics	
SE-KGM8	Category 8 Fabrics	
SE-KGM9	Category 9 Fabrics	
SE-KGM10	Category 10 Fabrics	



Kingston Visitors Arm Chair		Options
Black Powder Coated Round Tube Sleigh Base with plastic arm capping Foam on seat: High Density; Foam on back: Medium Density		Fabric Options; Various Clear plastic over fabric;
SE-KGVA1	Category 1 Fabrics	
SE-KGVA2	Category 2 Fabrics	
SE-KGVA3	Category 3 Fabrics	
SE-KGVA4	Category 4 Fabrics	
SE-KGVA5	Category 5 Fabrics	
SE-KGVA6	Category 6 Fabrics	
SE-KGVA7	Category 7 Fabrics	
SE-KGVA8	Category 8 Fabrics	
SE-KGVA9	Category 9 Fabrics	
SE-KGVA10	Category 10 Fabrics	

Office Chairs Catalogue



Order Code	Description	Options
Kingston Visitors Side Chair		Options
Black Powder Coated Round Tube Sleigh Base; Foam on seat: High Density; Foam on back: Medium Density		Fabric Options; Various Clear plastic over fabric;
SE-KGV1	Category 1 Fabrics	
SE-KGV2	Category 2 Fabrics	
SE-KGV3	Category 3 Fabrics	
SE-KGV4	Category 4 Fabrics	
SE-KGV5	Category 5 Fabrics	
SE-KGV6	Category 6 Fabrics	
SE-KGV7	Category 7 Fabrics	
SE-KGV8	Category 8 Fabrics	
SE-KGV9	Category 9 Fabrics	
SE-KGV10	Category 10 Fabrics	

Montego Office Range



Montego High Back		Options
Swivel & Tilt Mechanism with 1 position lock in and upright position; Full Loop Arm; Executive Gas Height Adjustment; Tension Adjustment 640mm diameter Black Nylon, glass re-enforced Base; Foam on seat: High Density; Foam on back: Medium Density		Fabric Options; Various Clear plastic over fabric; Bases; 5* Aluminium or Chrome;
SE-MTH1	Category 1 Fabrics	
SE-MTH2	Category 2 Fabrics	
SE-MTH3	Category 3 Fabrics	
SE-MTH4	Category 4 Fabrics	
SE-MTH5	Category 5 Fabrics	
SE-MTH6	Category 6 Fabrics	
SE-MTH7	Category 7 Fabrics	
SE-MTH8	Category 8 Fabrics	
SE-MTH9	Category 9 Fabrics	
SE-MTH10	Category 10 Fabrics	



Montego Medium Back		Options
Swivel & Tilt Mechanism with 1 position lock in and upright position; Full Loop Arm; Executive Gas Height Adjustment; Tension Adjustment 640mm diameter Black Nylon, glass re-enforced Base; Foam on seat: High Density; Foam on back: Medium Density		Fabric Options; Various Clear plastic over fabric; Bases; 5* Aluminium or Chrome;
SE-MTM1	Category 1 Fabrics	
SE-MTM2	Category 2 Fabrics	
SE-MTM3	Category 3 Fabrics	
SE-MTM4	Category 4 Fabrics	
SE-MTM5	Category 5 Fabrics	
SE-MTM6	Category 6 Fabrics	
SE-MTM7	Category 7 Fabrics	
SE-MTM8	Category 8 Fabrics	
SE-MTM9	Category 9 Fabrics	
SE-MTM10	Category 10 Fabrics	

Office Chairs Catalogue



Order Code	Description	Options
Montego Visitors		Options
Black Powder Coated Round Tube Sleigh Base; Full Loop Arm; Foam on seat: High Density; Foam on back: Medium Density		Fabric Options; Various Clear plastic over fabric; Bases; Chrome Sleigh Base
SE-MTVA1	Category 1 Fabrics	
SE-MTVA2	Category 2 Fabrics	
SE-MTVA3	Category 3 Fabrics	
SE-MTVA4	Category 4 Fabrics	
SE-MTVA5	Category 5 Fabrics	
SE-MTVA6	Category 6 Fabrics	
SE-MTVA7	Category 7 Fabrics	
SE-MTVA8	Category 8 Fabrics	
SE-MTVA9	Category 9 Fabrics	
SE-MTVA10	Category 10 Fabrics	

Morant Office Range - PU



Morant High Back		Options
Swivel & Tilt Mechanism with 1 position lock in and upright position; Executive Gas Height Adjustment; Tension Adjustment; Standard without Arms ; (See Options); 640mm diameter Black Nylon, glass reinforced Base; Foam on seat: High Density; Foam on back: Medium Density		Fabric Options; Various Mechanism; Forward Pivot Mechanism; Arms; LC 10, 15, 30, 35, 40, 60, 70, 75, 90, 95, 100, 150
SE-MRHP1	Category 1 Fabrics	
SE-MRHP2	Category 2 Fabrics	
SE-MRHP3	Category 3 Fabrics	
SE-MRHP4	Category 4 Fabrics	
SE-MRHP5	Category 5 Fabrics	
SE-MRHP6	Category 6 Fabrics	
SE-MRHP7	Category 7 Fabrics	
SE-MRHP8	Category 8 Fabrics	
SE-MRHP9	Category 9 Fabrics	
SE-MRHP10	Category 10 Fabrics	



Morant Medium Back		Options
Swivel & Tilt Mechanism with 1 position lock in and upright position; Executive Gas Height Adjustment; Tension Adjustment; Standard without Arms ; (See Options); 640mm diameter Black Nylon, glass reinforced Base; Foam on seat: High Density; Foam on back: Medium Density		Fabric Options; Various Mechanism; Forward Pivot Mechanism; Arms; LC 10, 15, 30, 35, 40, 60, 70, 75, 90, 95, 100, 150
SE-MRMP1	Category 1 Fabrics	
SE-MRMP2	Category 2 Fabrics	
SE-MRMP3	Category 3 Fabrics	
SE-MRMP4	Category 4 Fabrics	
SE-MRMP5	Category 5 Fabrics	
SE-MRMP6	Category 6 Fabrics	
SE-MRMP7	Category 7 Fabrics	
SE-MRMP8	Category 8 Fabrics	
SE-MRMP9	Category 9 Fabrics	
SE-MRMP10	Category 10 Fabrics	

Office Chairs Catalogue



Order Code	Description	Options
Morant Visitors		Options
Black Powder Coated Round Tube Sleigh Base; Standard without Arms ; (See Options); Foam on seat: High Density; Foam on back: Medium Density		Fabric Options; Various Arms; LC 10, 15, 30, 35, 40, 60, 70, 75, 90, 95, 100, 150
SE-MRVAP1	Category 1 Fabrics	
SE-MRVAP2	Category 2 Fabrics	
SE-MRVAP3	Category 3 Fabrics	
SE-MRVAP4	Category 4 Fabrics	
SE-MRVAP5	Category 5 Fabrics	
SE-MRVAP6	Category 6 Fabrics	
SE-MRVAP7	Category 7 Fabrics	
SE-MRVAP8	Category 8 Fabrics	
SE-MRVAP9	Category 9 Fabrics	
SE-MRVAP10	Category 10 Fabrics	

Morant Office Range - Chrome



Morant High Back		Options
Swivel & Tilt Mechanism with 1 position lock in and upright position; Executive Gas Height Adjustment; Tension Adjustment; Standard without Arms ; (See Options); 700mm diameter Polished Aluminium Base; Foam on seat: High Density Foam on back: Medium Density		Fabric Options; Various Mechanism; Forward Pivot Mechanism; Arms; LC 10, 15, 30, 35, 40, 60, 70, 75, 90, 95, 100, 150
SE-MRHC1	Category 1 Fabrics	
SE-MRHC2	Category 2 Fabrics	
SE-MRHC3	Category 3 Fabrics	
SE-MRHC4	Category 4 Fabrics	
SE-MRHC5	Category 5 Fabrics	
SE-MRHC6	Category 6 Fabrics	
SE-MRHC7	Category 7 Fabrics	
SE-MRHC8	Category 8 Fabrics	
SE-MRHC9	Category 9 Fabrics	
SE-MRHC10	Category 10 Fabrics	



Morant Medium Back		Options
Swivel & Tilt Mechanism with 1 position lock in and upright position; Executive Gas Height Adjustment; Tension Adjustment; Standard without Arms ; (See Options); 700mm diameter Polished Aluminium Base; Foam on seat: High Density Foam on back: Medium Density		Fabric Options; Various Mechanism; Forward Pivot Mechanism; Arms; LC 10, 15, 30, 35, 40, 60, 70, 75, 90, 95, 100, 150
SE-MRMC1	Category 1 Fabrics	
SE-MRMC2	Category 2 Fabrics	
SE-MRMC3	Category 3 Fabrics	
SE-MRMC4	Category 4 Fabrics	
SE-MRMC5	Category 5 Fabrics	
SE-MRMC6	Category 6 Fabrics	
SE-MRMC7	Category 7 Fabrics	
SE-MRMC8	Category 8 Fabrics	
SE-MRMC9	Category 9 Fabrics	
SE-MRMC10	Category 10 Fabrics	

Office Chairs Catalogue

Order Code	Description	Options
------------	-------------	---------



Morant Visitors		Options
Chrome Tube Sleigh Base Standard without Arms; See Options; Foam on seat: High Density; Foam on back: Medium Density		Fabric Options; Various Arms; LC 10, 15, 30, 35, 40, 60, 70, 75, 90, 95, 100, 150
SE-MRVAC1	Category 1 Fabrics	
SE-MRVAC2	Category 2 Fabrics	
SE-MRVAC3	Category 3 Fabrics	
SE-MRVAC4	Category 4 Fabrics	
SE-MRVAC5	Category 5 Fabrics	
SE-MRVAC6	Category 6 Fabrics	
SE-MRVAC7	Category 7 Fabrics	
SE-MRVAC8	Category 8 Fabrics	
SE-MRVAC9	Category 9 Fabrics	
SE-MRVAC10	Category 10 Fabrics	

Morant Office Range - Wood



Morant High Back		Options
Swivel & Tilt Mechanism with 1 position lock in and upright position; Double Taper Gas Height Adjustment; Executive Gas Height Adjustment; Laminated Oak Wood LC 80 Arm; Tension Adjustment; 700mm diameter Polished Aluminium Base; Foam on seat: High Density; Foam on back: Medium Density		Fabric Options; Various Mechanism; Forward Pivot Mechanism; Arms; Can stain arms in: Imbuia; Beech; Cherry or Maple
SE-MRHW1	Category 1 Fabrics	
SE-MRHW2	Category 2 Fabrics	
SE-MRHW3	Category 3 Fabrics	
SE-MRHW4	Category 4 Fabrics	
SE-MRHW5	Category 5 Fabrics	
SE-MRHW6	Category 6 Fabrics	
SE-MRHW7	Category 7 Fabrics	
SE-MRHW8	Category 8 Fabrics	
SE-MRHW9	Category 9 Fabrics	
SE-MRHW10	Category 10 Fabrics	



Morant Medium Back		Options
Swivel & Tilt Mechanism with 1 position lock in and upright position; Double Taper Gas Height Adjustment; Executive Gas Height Adjustment; Laminated Oak Wood LC 80 Arm; Tension Adjustment; 700mm diameter Polished Aluminium Base; Foam on seat: High Density; Foam on back: Medium Density		Fabric Options; Various Mechanism; Forward Pivot Mechanism; Arms; Can stain arms in: Imbuia; Beech; Cherry or Maple
SE-MRMW1	Category 1 Fabrics	
SE-MRMW2	Category 2 Fabrics	
SE-MRMW3	Category 3 Fabrics	
SE-MRMW4	Category 4 Fabrics	
SE-MRMW5	Category 5 Fabrics	
SE-MRMW6	Category 6 Fabrics	
SE-MRMW7	Category 7 Fabrics	
SE-MRMW8	Category 8 Fabrics	
SE-MRMW9	Category 9 Fabrics	
SE-MRMW10	Category 10 Fabrics	

Office Chairs Catalogue



Order Code	Description	Options
------------	-------------	---------



Morant Visitors		Options
4 Leg Laminated oak Frame Foam on seat: High Density; Foam on back: Medium Density		Fabric Options; Various Arms; Can stain arms in: Imbuia; Beech; Cherry or Maple
SE-MRDW1	Category 1 Fabrics	
SE-MRDW2	Category 2 Fabrics	
SE-MRDW3	Category 3 Fabrics	
SE-MRDW4	Category 4 Fabrics	
SE-MRDW5	Category 5 Fabrics	
SE-MRDW6	Category 6 Fabrics	
SE-MRDW7	Category 7 Fabrics	
SE-MRDW8	Category 8 Fabrics	
SE-MRDW9	Category 9 Fabrics	
SE-MRDW10	Category 10 Fabrics	



Morant Visitors - Double Seater		Options
4 Leg Laminated oak Frame Foam on seat: High Density; Foam on back: Medium Density		Fabric Options; Various Arms; Can stain arms in: Imbuia; Beech; Cherry or Maple
SE-MRVW1	Category 1 Fabrics	
SE-MRVW2	Category 2 Fabrics	
SE-MRVW3	Category 3 Fabrics	
SE-MRVW4	Category 4 Fabrics	
SE-MRVW5	Category 5 Fabrics	
SE-MRVW6	Category 6 Fabrics	
SE-MRVW7	Category 7 Fabrics	
SE-MRVW8	Category 8 Fabrics	
SE-MRVW9	Category 9 Fabrics	
SE-MRVW10	Category 10 Fabrics	

Leather & PU Ranges

Concorde Range - Leather



Concorde Maxi - High Back		Options
Swivel & tilt mechanism with 1 position lock.; PU arm rests. ; Gas height adjuster.; 5* black nylon base; Leather Combo: Buffalo split leather on the front and leatherette on the back; Back height from seat: 770mm; Black Only		Nil
CE-COM1		



Concorde Operators		Options
Swivel & tilt mechanism with 1 position lock.; PU arm rests. ; Gas height adjuster.; 5* black nylon base; Leather Combo: Buffalo split leather on the front and leatherette on the back; Back height from seat: 620mm; Black Only		Nil
CE-COO1		

Office Chairs Catalogue

Order Code	Description	Options
------------	-------------	---------



Concorde Visitors		Options
Black powder coated sleigh base; PU arm rests; Leather Combo: Buffalo split leather on the front and leatherette on the back; Back height from seat: 620mm; Black Only		Nil
CE-COV1		



Concorde Visitors - Low Back		Options
Black powder coated sleigh base; PU arm rests; Leather Combo: Buffalo split leather on the front and leatherette on the back; Back height from seat: 500mm; Black Only		Nil
CE-COV2		

Mustang Range - Leather



Mustang - High Back		Options
Swivel & tilt mechanism with 1 position lock.; PU arm rests. ; Gas height adjuster.; 5* black nylon base; Leather Combo: Buffalo split leather on the front and leatherette on the back; Black Only		Nil
CE-MUH1		



Mustang Medium Back		Options
Swivel & tilt mechanism with 1 position lock.; PU arm rests. ; Gas height adjuster.; 5* black nylon base; Leather Combo: Buffalo split leather on the front and leatherette on the back; Black Only		Nil
CE-MUM1		



Mustang Visitors		Options
Black powder coated sleigh base.; PU arm rests; Leather Combo: Buffalo split leather on the front and leatherette on the back; Black Only		Nil
CE-MUV1		

Office Chairs Catalogue

Order Code	Description	Options
Fox Range - Leather & Mesh		



Fox - High Back	Options
Swivel & tilt mechanism with 1 position lock.; Chrome & PU arm rests. ; Gas height adjuster.; 5* Chrome base; Adjustable lumbar support; Combo of Buffalo split leather and black mesh; Black Only	Nil
CE-FOH1	

Fox Range - Leather & Mesh (Cont)



Fox Visitors	Options
Chrome integral sleigh base; PU arm capping; Combo of Buffalo split leather and black mesh; Black Only	Nil
CE-FOV1	


Wolf Range - Leather



Wolf - High Back	Options
Swivel & tilt mechanism with 1 position lock.; Chrome & PU arm rests. ; Gas height adjuster.; 5* Chrome base; Leather Combo: Buffalo split leather on the front and leatherette on the back.; Black Only	Nil
CE-WOH1	



Wolf Visitors	Options
Chrome integral sleigh base; PU arm capping; Leather Combo: Buffalo split leather on the front and leatherette on the back.; Black Only	Nil
CE-WOV1	



Managers Range

Office Chairs Catalogue



Order Code	Description	Options
Zambezi Range		

Zambezi High Back		Options
Swivel & Tilt Mechanism with 1 position lock in upright position; Executive Gas Height Adjustment; Tension Adjustment; Standard without Arms; See Options; 640mm diameter Black Nylon, glass re-enforced Base; Foam on seat: High Density; Foam on back: Medium Density;		Fabric Options; Various Base: 5* Aluminium or Chrome; Mechanism: Forward Pivot; Arms; LC 10, 15, 30, 35, 40, 60, 70, 75, 90, 95, 100, 150
SE-ZBH1	Category 1 Fabrics	
SE-ZBH2	Category 2 Fabrics	
SE-ZBH3	Category 3 Fabrics	
SE-ZBH4	Category 4 Fabrics	
SE-ZBH5	Category 5 Fabrics	
SE-ZBH6	Category 6 Fabrics	
SE-ZBH7	Category 7 Fabrics	
SE-ZBH8	Category 8 Fabrics	
SE-ZBH9	Category 9 Fabrics	
SE-ZBH10	Category 10 Fabrics	



Zambezi Medium Back		Options
Swivel & Tilt Mechanism with 1 position lock in upright position; Executive Gas Height Adjustment; Tension Adjustment; Standard without Arms; See Options; 640mm diameter Black Nylon, glass re-enforced Base; Foam on seat: High Density; Foam on back: Medium Density;		Fabric Options; Various Base: 5* Aluminium or Chrome; Mechanism: Forward Pivot; Arms; LC 10, 15, 30, 35, 40, 60, 70, 75, 90, 95, 100, 150
SE-ZBM1	Category 1 Fabrics	
SE-ZBM2	Category 2 Fabrics	
SE-ZBM3	Category 3 Fabrics	
SE-ZBM4	Category 4 Fabrics	
SE-ZBM5	Category 5 Fabrics	
SE-ZBM6	Category 6 Fabrics	
SE-ZBM7	Category 7 Fabrics	
SE-ZBM8	Category 8 Fabrics	
SE-ZBM9	Category 9 Fabrics	
SE-ZBM10	Category 10 Fabrics	



Zambezi Visitors Chair		Options
Black Powder Coated Round Tube Sleigh Base; Standard without Arms; See Options; Foam on seat: High Density; Foam on back: Medium Density;		Fabric Options; Various Base: Chrome Sleigh Base; Arms; LC 10, 15, 30, 35, 40, 60, 70, 75, 90, 95, 100, 150
SE-ZBV1	Category 1 Fabrics	
SE-ZBV2	Category 2 Fabrics	
SE-ZBV3	Category 3 Fabrics	
SE-ZBV4	Category 4 Fabrics	
SE-ZBV5	Category 5 Fabrics	
SE-ZBV6	Category 6 Fabrics	
SE-ZBV7	Category 7 Fabrics	
SE-ZBV8	Category 8 Fabrics	
SE-ZBV9	Category 9 Fabrics	
SE-ZBV10	Category 10 Fabrics	

Office Chairs Catalogue



Order Code	Description	Options
Calypso Office Range - Fixed Back		
Calypso High Back - Fixed Back		Options
Swivel & Tilt Mechanism with 1 position lock in upright position; Executive Gas Height Adjustment; Tension Adjustment; Standard without Arms; See Options; 640mm diameter Black Nylon, glass re-enforced Base; Foam on seat: High Density; Foam on back: Medium Density;		Fabric Options; Various Mechanism: Forward Pivot; Base: 5* Aluminium or Chrome; Arms: LC 10, 15, 30, 35, 40, 60, 70, 75, 90, 95, 100, 150
SE-CPHF1	Category 1 Fabrics	
SE-CPHF2	Category 2 Fabrics	
SE-CPHF3	Category 3 Fabrics	
SE-CPHF4	Category 4 Fabrics	
SE-CPHF5	Category 5 Fabrics	
SE-CPHF6	Category 6 Fabrics	
SE-CPHF7	Category 7 Fabrics	
SE-CPHF8	Category 8 Fabrics	
SE-CPHF9	Category 9 Fabrics	
SE-CPHF10	Category 10 Fabrics	
Calypso Medium Back - Fixed Back		Options
2 Lever Synchro Mechanism with 5 Position lock; Double Taper Gas Height Adjustment; Tension Adjustment; Standard without Arms; See Options; 640mm diameter Black Nylon, glass re-enforced Base; Foam on seat: High Density; Foam on back: Medium Density;		Fabric Options; Various Base: Aluminium or Chrome; Arms: LC 10, 15, 30, 35, 40, 60, 70, 75, 90, 95, 100, 150
SE-CPMF1	Category 1 Fabrics	
SE-CPMF2	Category 2 Fabrics	
SE-CPMF3	Category 3 Fabrics	
SE-CPMF4	Category 4 Fabrics	
SE-CPMF5	Category 5 Fabrics	
SE-CPMF6	Category 6 Fabrics	
SE-CPMF7	Category 7 Fabrics	
SE-CPMF8	Category 8 Fabrics	
SE-CPMF9	Category 9 Fabrics	
SE-CPMF10	Category 10 Fabrics	
Calypso Visitors Arm Chair		Options
Black Powder Coated Round Tube Sleigh Base; Standard without Arms; See Options; Foam on seat: High Density; Foam on back: Medium Density;		Fabric Options; Various Base: Aluminium or Chrome Sleigh base; Arms: LC 10, 15, 30, 35, 40, 60, 70, 75, 90, 95, 100, 150
SE-CPVAF1	Category 1 Fabrics	
SE-CPVAF2	Category 2 Fabrics	
SE-CPVAF3	Category 3 Fabrics	
SE-CPVAF4	Category 4 Fabrics	
SE-CPVAF5	Category 5 Fabrics	
SE-CPVAF6	Category 6 Fabrics	
SE-CPVAF7	Category 7 Fabrics	
SE-CPVAF8	Category 8 Fabrics	
SE-CPVAF9	Category 9 Fabrics	
SE-CPVAF10	Category 10 Fabrics	

Office Chairs Catalogue



Order Code	Description	Options
Calypso Office Range - Synchro		
Calypso Synchro High Back		Options
2 Lever Synchro Mechanism with 5 Position lock; Double Taper Gas Height Adjustment; Tension Adjustment; Standard without Arms; See Options; 640mm diameter Black Nylon, glass re-enforced Base; Foam on seat: High Density; Foam on back: Medium Density;		Fabric Options; Various Base: Aluminium or Chrome; Arms; LC 10, 15, 30, 35, 40, 60, 70, 75, 90, 95, 100, 150
SE-CPHS2	Category 2 Fabrics	
SE-CPHS3	Category 3 Fabrics	
SE-CPHS4	Category 4 Fabrics	
SE-CPHS5	Category 5 Fabrics	
SE-CPHS6	Category 6 Fabrics	
SE-CPHS7	Category 7 Fabrics	
SE-CPHS8	Category 8 Fabrics	
SE-CPHS9	Category 9 Fabrics	
SE-CPHS9	Category 10 Fabrics	
SE-CPHS10	0	
Calypso Synchro Medium Back		Options
2 Lever Synchro Mechanism with 5 Position lock; Double Taper Gas Height Adjustment; Tension Adjustment; Standard without Arms; See Options; 640mm diameter Black Nylon, glass re-enforced Base; Foam on seat: High Density; Foam on back: Medium Density;		Fabric Options; Various Base: Aluminium or Chrome; Arms; LC 10, 15, 30, 35, 40, 60, 70, 75, 90, 95, 100, 150
SE-CPMS1	Category 1 Fabrics	
SE-CPMS2	Category 2 Fabrics	
SE-CPMS3	Category 3 Fabrics	
SE-CPMS4	Category 4 Fabrics	
SE-CPMS5	Category 5 Fabrics	
SE-CPMS6	Category 6 Fabrics	
SE-CPMS7	Category 7 Fabrics	
SE-CPMS8	Category 8 Fabrics	
SE-CPMS9	Category 9 Fabrics	
SE-CPMS10	Category 10 Fabrics	
Calypso Synchro Medium Back		Options
2 Lever Synchro Mechanism with 5 Position lock; Double Taper Gas Height Adjustment; Tension Adjustment; Standard without Arms; See Options; 640mm diameter Black Nylon, glass re-enforced Base; Foam on seat: High Density; Foam on back: Medium Density;		Fabric Options; Various Base: Aluminium or Chrome; Arms; LC 10, 15, 30, 35, 40, 60, 70, 75, 90, 95, 100, 150
SE-CPMS1	Category 1 Fabrics	
SE-CPMS2	Category 2 Fabrics	
SE-CPMS3	Category 3 Fabrics	
SE-CPMS4	Category 4 Fabrics	
SE-CPMS5	Category 5 Fabrics	
SE-CPMS6	Category 6 Fabrics	
SE-CPMS7	Category 7 Fabrics	
SE-CPMS8	Category 8 Fabrics	
SE-CPMS9	Category 9 Fabrics	
SE-CPMS10	Category 10 Fabrics	



Office Chairs Catalogue



Order Code	Description	Options
Lucea Office Range		
Lucea 3000 - High Back		Options
2 Lever Synchro Mechanism with 5 Position lock; Double Taper Gas Height Adjustment; Tension Adjustment Standard without Arms; See Options; 640mm diameter Black Nylon, glass re-enforced Base; Ergonomic Lumber Support; Foam on seat: High Density; Foam on back: Medium Density		Fabric Options; Various Bases; 5* Aluminium or Chrome Arms; LC 10, 15, 30, 35, 40, 60, 90, 95, 100, 150
SE-L3001	Category 1 Fabrics	
SE-L3002	Category 2 Fabrics	
SE-L3003	Category 3 Fabrics	
SE-L3004	Category 4 Fabrics	
SE-L3005	Category 5 Fabrics	
SE-L3006	Category 6 Fabrics	
SE-L3007	Category 7 Fabrics	
SE-L3008	Category 8 Fabrics	
SE-L3009	Category 9 Fabrics	
SE-L3010	Category 10 Fabrics	
Lucea 2000 - Medium Back		Options
2 Lever Synchro Mechanism with 5 Position lock; Double Taper Gas Height Adjustment; Tension Adjustment Standard without Arms; See Options; 640mm diameter Black Nylon, glass re-enforced Base; Ergonomic Lumber Support; Foam on seat: High Density; Foam on back: Medium Density		Fabric Options; Various Bases; 5* Aluminium or Chrome Arms; LC 10, 15, 30, 35, 40, 60, 90, 95, 100, 150
SE-L2001	Category 1 Fabrics	
SE-L2002	Category 2 Fabrics	
SE-L2003	Category 3 Fabrics	
SE-L2004	Category 4 Fabrics	
SE-L2005	Category 5 Fabrics	
SE-L2006	Category 6 Fabrics	
SE-L2007	Category 7 Fabrics	
SE-L2008	Category 8 Fabrics	
SE-L2009	Category 9 Fabrics	
SE-L2010	Category 10 Fabrics	
Lucea Vistors Arm		Options
Black Powder Coated Round Tube Sleigh Base; Standard without Arms; See Options; Foam on seat: High Density; Foam on back: Medium Density		Fabric Options; Various Bases; Chrome Sleigh Base Arms; LC 10, 15, 30, 35, 40, 60, 90, 95, 100, 150
SE-LUV1	Category 1 Fabrics	
SE-LUV2	Category 2 Fabrics	
SE-LUV3	Category 3 Fabrics	
SE-LUV4	Category 4 Fabrics	
SE-LUV5	Category 5 Fabrics	
SE-LUV6	Category 6 Fabrics	
SE-LUV7	Category 7 Fabrics	
SE-LUV8	Category 8 Fabrics	
SE-LUV9	Category 9 Fabrics	
SE-LUV10	Category 10 Fabrics	

Office Chairs Catalogue



Order Code	Description	Options
Monaco Range		

Monaco High Back		Options
Swivel & Tilt Mechanism with 1 position lock in upright position Standard with Black Powder Coated Arms & Pad Executive Gas Height Adjustment; Tension Adjustment; 640mm diameter Black Nylon, glass re-enforced Base; Foam on seat: High Density;		Fabric Options; Various Base: 5* Aluminium or Chrome; Mechanism: Forward Pivot; Arms; Chrome with PU Pad
SE-MNH1	Category 1 Fabrics	
SE-MNH2	Category 2 Fabrics	
SE-MNH3	Category 3 Fabrics	
SE-MNH4	Category 4 Fabrics	
SE-MNH5	Category 5 Fabrics	
SE-MNH6	Category 6 Fabrics	
SE-MNH7	Category 7 Fabrics	
SE-MNH8	Category 8 Fabrics	
SE-MNH9	Category 9 Fabrics	
SE-MNH10	Category 10 Fabrics	



Monaco Medium Back		Options
Swivel & Tilt Mechanism with 1 position lock in upright position Standard with Black Powder Coated Arms & Pad Executive Gas Height Adjustment; Tension Adjustment; 640mm diameter Black Nylon, glass re-enforced Base; Foam on seat: High Density; Foam on back: Medium Density;		Fabric Options; Various Base: 5* Aluminium or Chrome; Mechanism: Forward Pivot; Arms; Chrome with PU Pad
SE-MNM1	Category 1 Fabrics	
SE-MNM2	Category 2 Fabrics	
SE-MNM3	Category 3 Fabrics	
SE-MNM4	Category 4 Fabrics	
SE-MNM5	Category 5 Fabrics	
SE-MNM6	Category 6 Fabrics	
SE-MNM7	Category 7 Fabrics	
SE-MNM8	Category 8 Fabrics	
SE-MNM9	Category 9 Fabrics	
SE-MNM10	Category 10 Fabrics	



Monaco Visitors Arm Chair		Options
Black Powder Coated Round Tube Sleigh Base; Std with arm, integral to Sleigh; Foam on seat: High Density; Foam on back: Medium Density;		Fabric Options; Various Base: Satin or Chrome Sleigh Base;
SE-MNVA1	Category 1 Fabrics	
SE-MNVA2	Category 2 Fabrics	
SE-MNVA3	Category 3 Fabrics	
SE-MNVA4	Category 4 Fabrics	
SE-MNVA5	Category 5 Fabrics	
SE-MNVA6	Category 6 Fabrics	
SE-MNVA7	Category 7 Fabrics	
SE-MNVA8	Category 8 Fabrics	
SE-MNVA9	Category 9 Fabrics	
SE-MNVA10	Category 10 Fabrics	

Office Chairs Catalogue



Order Code	Description	Options
Pimento Range - PU		
Pimento High Back		Options
Swivel & Tilt Mechanism with 1 position lock in and upright position; Standard with LC 35 PU Arms ; Executive Gas Height Adjustment; 640mm diameter Black Nylon glass re-enforced Base, Tension Adjustment Foam on seat: High Density; Foam on back: Medium Density		Fabric Options; Various Mechanism; Forward Pivot Mechanism; Base: 5* Aluminium or Chrome
SE-PMHP1	Category 1 Fabrics	
SE-PMHP2	Category 2 Fabrics	
SE-PMHP3	Category 3 Fabrics	
SE-PMHP4	Category 4 Fabrics	
SE-PMHP5	Category 5 Fabrics	
SE-PMHP6	Category 6 Fabrics	
SE-PMHP7	Category 7 Fabrics	
SE-PMHP8	Category 8 Fabrics	
SE-PMHP9	Category 9 Fabrics	
SE-PMHP10	Category 10 Fabrics	
Pimento Medium Back		Options
Swivel & Tilt Mechanism with 1 position lock in and upright position; Standard with LC 35 PU Arms ; Executive Gas Height Adjustment; 640mm diameter Black Nylon glass re-enforced Base, Tension Adjustment Foam on seat: High Density; Foam on back: Medium Density		Fabric Options; Various Mechanism; Forward Pivot Mechanism; Base: 5* Aluminium or Chrome
SE-PMMP1	Category 1 Fabrics	
SE-PMMP2	Category 2 Fabrics	
SE-PMMP3	Category 3 Fabrics	
SE-PMMP4	Category 4 Fabrics	
SE-PMMP5	Category 5 Fabrics	
SE-PMMP6	Category 6 Fabrics	
SE-PMMP7	Category 7 Fabrics	
SE-PMMP8	Category 8 Fabrics	
SE-PMMP9	Category 9 Fabrics	
SE-PMMP10	Category 10 Fabrics	
Pimento Visitors Arm Chair		Options
Black Powder Coated Sleigh Base Standard with LC 35 P.U. Arm Foam on seat: High Density; Foam on back: Medium Density		Fabric Options; Various Base: Chrome Sleigh Base
SE-PMVAP1	Category 1 Fabrics	
SE-PMVAP2	Category 2 Fabrics	
SE-PMVAP3	Category 3 Fabrics	
SE-PMVAP4	Category 4 Fabrics	
SE-PMVAP5	Category 5 Fabrics	
SE-PMVAP6	Category 6 Fabrics	
SE-PMVAP7	Category 7 Fabrics	
SE-PMVAP8	Category 8 Fabrics	
SE-PMVAP9	Category 9 Fabrics	
SE-PMVAP10	Category 10 Fabrics	

Office Chairs Catalogue

Pimento Visitors		Options
Order Code	Description	Options
	Black Powder Coated Sleigh Base Foam on seat: High Density; Foam on back: Medium Density	Fabric Options; Various Base: Chrome Sleigh Base
SE-PMVP1	Category 1 Fabrics	
SE-PMVP2	Category 2 Fabrics	
SE-PMVP3	Category 3 Fabrics	
SE-PMVP4	Category 4 Fabrics	
SE-PMVP5	Category 5 Fabrics	
SE-PMVP6	Category 6 Fabrics	
SE-PMVP7	Category 7 Fabrics	
SE-PMVP8	Category 8 Fabrics	
SE-PMVP9	Category 9 Fabrics	
SE-PMVP10	Category 10 Fabrics	

Pimento Range - Wood

Pimento High Back - Wood		Options
	Swivel & Tilt Mechanism with 1 position lock in and upright position; Executive Gas Height Adjustment; Laminated Oak Wood LC 80 Arm; Tension Adjustment 700mm diameter Laminated Oak Spider Base; Foam on seat: High Density; Foam on back: Medium Density	Fabric Options; Various Mechanism; Forward Pivot Mechanism; Arms; Can stain arms in: Imbuia; Beech; Cherry or Maple
SE-PMHW1	Category 1 Fabrics	
SE-PMHW2	Category 2 Fabrics	
SE-PMHW3	Category 3 Fabrics	
SE-PMHW4	Category 4 Fabrics	
SE-PMHW5	Category 5 Fabrics	
SE-PMHW6	Category 6 Fabrics	
SE-PMHW7	Category 7 Fabrics	
SE-PMHW8	Category 8 Fabrics	
SE-PMHW9	Category 9 Fabrics	
SE-PMHW10	Category 10 Fabrics	

Pimento Medium Back - Wood		Options
	Swivel & Tilt Mechanism with 1 position lock in and upright position; Executive Gas Height Adjustment; Laminated Oak Wood LC 80 Arm; Tension Adjustment 700mm diameter Laminated Oak Spider Base; Foam on seat: High Density; Foam on back: Medium Density	Fabric Options; Various Mechanism; Forward Pivot Mechanism; Arms; Can stain arms in: Imbuia; Beech; Cherry or Maple
SE-PMMW1	Category 1 Fabrics	
SE-PMMW2	Category 2 Fabrics	
SE-PMMW3	Category 3 Fabrics	
SE-PMMW4	Category 4 Fabrics	
SE-PMMW5	Category 5 Fabrics	
SE-PMMW6	Category 6 Fabrics	
SE-PMMW7	Category 7 Fabrics	
SE-PMMW8	Category 8 Fabrics	
SE-PMMW9	Category 9 Fabrics	
SE-PMMW10	Category 10 Fabrics	



Office Chairs Catalogue



Order Code	Description	Options
Pimento Visitors - Wood		Options
	Elite 4 Leg Laminated Oak Frame with Solid Wood Back Leg Foam on seat: High Density; Foam on back: Medium Density	Fabric Options; Various Arms; Can stain arms in: Imbuia; Beech; Cherry or Maple
SE-PMV4W1	Category 1 Fabrics	
SE-PMV4W2	Category 2 Fabrics	
SE-PMV4W3	Category 3 Fabrics	
SE-PMV4W4	Category 4 Fabrics	
SE-PMV4W5	Category 5 Fabrics	
SE-PMV4W6	Category 6 Fabrics	
SE-PMV4W7	Category 7 Fabrics	
SE-PMV4W8	Category 8 Fabrics	
SE-PMV4W9	Category 9 Fabrics	
SE-PMV4W10	Category 10 Fabrics	

Stratus Range



Stratus High Back		Options
	1 Lever Middle Pivot Synchro Mechanism with 5 Position lock; Double Taper Gas Height Adjustment; Tension Adjustment; Standard without Arms; See Options; 640mm diameter Black Nylon, glass re-enforced Base; Foam on seat: High Density; Foam on back: Medium Density;	Fabric Options; Various Base: 5* Aluminium or Chrome; Arms; LC 10, 15, 30, 35, 40, 60, 90, 95, 100, 150
SE-STH1	Category 1 Fabrics	
SE-STH2	Category 2 Fabrics	
SE-STH3	Category 3 Fabrics	
SE-STH4	Category 4 Fabrics	
SE-STH5	Category 5 Fabrics	
SE-STH6	Category 6 Fabrics	
SE-STH7	Category 7 Fabrics	
SE-STH8	Category 8 Fabrics	
SE-STH9	Category 9 Fabrics	
SE-STH10	Category 10 Fabrics	



Stratus Medium Back		Options
	1 Lever Middle Pivot Synchro Mechanism with 5 Position lock; Double Taper Gas Height Adjustment; Tension Adjustment; Standard without Arms; See Options; 640mm diameter Black Nylon, glass re-enforced Base; Foam on seat: High Density;	Fabric Options; Various Base: 5* Aluminium or Chrome; Arms; LC 10, 15, 30, 35, 40, 60, 90, 95, 100, 150
SE-STM1	Category 1 Fabrics	
SE-STM2	Category 2 Fabrics	
SE-STM3	Category 3 Fabrics	
SE-STM4	Category 4 Fabrics	
SE-STM5	Category 5 Fabrics	
SE-STM6	Category 6 Fabrics	
SE-STM7	Category 7 Fabrics	
SE-STM8	Category 8 Fabrics	
SE-STM9	Category 9 Fabrics	
SE-STM10	Category 10 Fabrics	

Office Chairs Catalogue



Order Code	Description	Options
Stratus Visitors Chair		Options
	Black Powder Coated Round Tube Sleigh Base; Std with Intergral Sleigh Base with Black P.U.Arm capping; Foam on seat: High Density; Foam on back: Medium Density;	Fabric Options; Various Base: Chrome Sleigh Base;
SE-STVS1	Category 1 Fabrics	
SE-STVS2	Category 2 Fabrics	
SE-STVS3	Category 3 Fabrics	
SE-STVS4	Category 4 Fabrics	
SE-STVS5	Category 5 Fabrics	
SE-STVS6	Category 6 Fabrics	
SE-STVS7	Category 7 Fabrics	
SE-STVS8	Category 8 Fabrics	
SE-STVS9	Category 9 Fabrics	
SE-STVS10	Category 10 Fabrics	

Cayman Office Range



Cayman High Back		
	2 Lever Synchro Mechanism with 5 Position lock; Double Taper Gas Height Adjustment; Tension Adjustment; Standard without Arms; See Options; 640mm diameter Black Nylon, glass re-enforced Base; Foam on seat: High Density; Foam on back: Medium Density;	Fabric Options; Various Base: 5* Aluminium or Chrome; Arms; LC 10, 15, 30, 35, 40, 60, 70, 75, 90, 95, 100, 150
SE-CMH1	Category 1 Fabrics	
SE-CMH2	Category 2 Fabrics	
SE-CMH3	Category 3 Fabrics	
SE-CMH4	Category 4 Fabrics	
SE-CMH5	Category 5 Fabrics	
SE-CMH6	Category 6 Fabrics	
SE-CMH7	Category 7 Fabrics	
SE-CMH8	Category 8 Fabrics	
SE-CMH9	Category 9 Fabrics	
SE-CMH10	Category 10 Fabrics	



Cayman Medium Back		
	2 Lever Synchro Mechanism with 5 Position lock; Double Taper Gas Height Adjustment; Tension Adjustment; Standard without Arms; See Options; 640mm diameter Black Nylon, glass re-enforced Base; Foam on seat: High Density; Foam on back: Medium Density;	Fabric Options; Various Base: 5* Aluminium or Chrome; Arms; LC 10, 15, 30, 35, 40, 60, 70, 75, 90, 95, 100, 150
SE-CMM1	Category 1 Fabrics	
SE-CMM2	Category 2 Fabrics	
SE-CMM3	Category 3 Fabrics	
SE-CMM4	Category 4 Fabrics	
SE-CMM5	Category 5 Fabrics	
SE-CMM6	Category 6 Fabrics	
SE-CMM7	Category 7 Fabrics	
SE-CMM8	Category 8 Fabrics	
SE-CMM9	Category 9 Fabrics	
SE-CMM10	Category 10 Fabrics	

Office Chairs Catalogue



Order Code	Description	Options
Cayman Visitors Chair		
	Black Powder Coated Round Tube Sleigh Base; Std with Intergral Sleigh Base with Black P.U.Arm capping; Foam on seat: High Density; Foam on back: Medium Density;	Fabric Options; Various Base: Aluminium or Chrome Sleigh base;
SE-CMVS1	Category 1 Fabrics	
SE-CMVS2	Category 2 Fabrics	
SE-CMVS3	Category 3 Fabrics	
SE-CMVS4	Category 4 Fabrics	
SE-CMVS5	Category 5 Fabrics	
SE-CMVS6	Category 6 Fabrics	
SE-CMVS7	Category 7 Fabrics	
SE-CMVS8	Category 8 Fabrics	
SE-CMVS9	Category 9 Fabrics	
SE-CMVS10	Category 10 Fabrics	

Leather & PU Ranges

Mirage Range - Leather



Mirage - High Back - Kneetilt	Options
Kneetilt mechanism with 5 position lock; PU arm rests; Gas height adjuster.; 5* black nylon base; Leather Combo: Buffalo split leather on the front and leatherette on the back; Black Only	Nil
CE-MIH1	



Mirage - High Back - Swivel & Tilt	Options
Swivel & tilt mechanism with 1 position lock; PU arm rests; Gas height adjuster.; 5* black nylon base; Leather Combo: Buffalo split leather on the front and leatherette on the back; Black Only	Nil
CE-MIH2	



Mirage Medium Back	Options
Swivel & tilt mechanism with 1 position lock; PU arm rests; Gas height adjuster.; 5* black nylon base; Leather Combo: Buffalo split leather on the front and leatherette on the back; Black Only	Nil
CE-MIM1	

Office Chairs Catalogue

Order Code	Description	Options
------------	-------------	---------

Mirage Range - Leather (Cont)



Mirage Visitors	Options
Black powder coated sleigh base. PU arm rests; Leather Combo: Buffalo split leather on the front and leatherette on the back; Black Only	Nil
CE-MIV1	

Stallion Range - Leather




Mustang - High Back	Options
Swivel & tilt mechanism with 1 position lock.; PU arm rests with Leather Padding; Gas height adjuster.; 5* black nylon base; Leather Combo: Buffalo split leather on the front and leatherette on the back; Black Only	Nil
CE-STH1	



Stallion Medium Back	Options
Swivel & tilt mechanism with 1 position lock.; PU arm rests with Leather Padding; Gas height adjuster.; 5* black nylon base; Leather Combo: Buffalo split leather on the front and leatherette on the back; Black Only	Nil
CE-STM1	



Stallion Visitors	Options
Black powder coated sleigh base. PU arm rests; Leather Combo: Buffalo split leather on the front and leatherette on the back; Black Only	Nil
CE-STV1	



Executive Range

Office Chairs Catalogue

Order Code	Description	Options
Aruba Range		
Aruba High Back		Options
2 Lever Synchro Mechanism with 5 Position lock; Double Taper Gas Height Adjustment; Tension Adjustment; Standard without Arms; See Options; 640mm diameter Black Nylon, glass reinforced Base; Foam on seat: High Density; Foam on back: Medium Density;		Fabric Options; Various Base: Aluminium or Chrome; Arms; LC 10, 15, 30, 35, 40, 60, 70, 75, 90, 95, 100, 150
SE-ABH1	Category 1 Fabrics	
SE-ABH2	Category 2 Fabrics	
SE-ABH3	Category 3 Fabrics	
SE-ABH4	Category 4 Fabrics	
SE-ABH5	Category 5 Fabrics	
SE-ABH6	Category 6 Fabrics	
SE-ABH7	Category 7 Fabrics	
SE-ABH8	Category 8 Fabrics	
SE-ABH9	Category 9 Fabrics	
SE-ABH10	Category 10 Fabrics	
Aruba Medium Back		Options
2 Lever Synchro Mechanism with 5 Position lock; Double Taper Gas Height Adjustment; Tension Adjustment; Standard without Arms; See Options; 640mm diameter Black Nylon, glass reinforced Base; Foam on seat: High Density; Foam on back: Medium Density;		Fabric Options; Various Base: Aluminium or Chrome; Arms; LC 10, 15, 30, 35, 40, 60, 70, 75, 90, 95, 100, 150
SE-ABM1	Category 1 Fabrics	
SE-ABM2	Category 2 Fabrics	
SE-ABM3	Category 3 Fabrics	
SE-ABM4	Category 4 Fabrics	
SE-ABM5	Category 5 Fabrics	
SE-ABM6	Category 6 Fabrics	
SE-ABM7	Category 7 Fabrics	
SE-ABM8	Category 8 Fabrics	
SE-ABM9	Category 9 Fabrics	
SE-ABM10	Category 10 Fabrics	
Aruba Visitors Arm Chair		Options
Black Powder Coated Round Tube Sleigh Base; Standard without Arms; See Options; Foam on seat: High Density; Foam on back: Medium Density;		Fabric Options; Various Base: Aluminium or Chrome Sleigh base; Arms; LC 10, 15, 30, 35, 40, 60, 70, 75, 90, 95, 100, 150
SE-ABV1	Category 1 Fabrics	
SE-ABV2	Category 2 Fabrics	
SE-ABV3	Category 3 Fabrics	
SE-ABV4	Category 4 Fabrics	
SE-ABV5	Category 5 Fabrics	
SE-ABV6	Category 6 Fabrics	
SE-ABV7	Category 7 Fabrics	
SE-ABV8	Category 8 Fabrics	
SE-ABV9	Category 9 Fabrics	
SE-ABV10	Category 10 Fabrics	





Order Code	Description	Options
Salvador Range - PU		



Salvador PU - High Back		Options
Swivel & Tilt Mechanism with 1 position lock in and upright position; Standard with LC 35 PU Arms ; Executive Gas Height Adjustment; 640mm diameter Black Nylon glass re-enforced Base, Tension Adjustment Foam on seat: High Density; Foam on back: Medium Density		Fabric Options; Various Mechanism; Forward Pivot Mechanism; Base: 5* Aluminium or Chrome
SE-SVHP1	Category 1 Fabrics	
SE-SVHP2	Category 2 Fabrics	
SE-SVHP3	Category 3 Fabrics	
SE-SVHP4	Category 4 Fabrics	
SE-SVHP5	Category 5 Fabrics	
SE-SVHP6	Category 6 Fabrics	
SE-SVHP7	Category 7 Fabrics	
SE-SVHP8	Category 8 Fabrics	
SE-SVHP9	Category 9 Fabrics	
SE-SVHP10	Category 10 Fabrics	



Salvador PU - Medium Back		Options
Swivel & Tilt Mechanism with 1 position lock in and upright position; Standard with LC 35 PU Arms ; Executive Gas Height Adjustment; 640mm diameter Black Nylon glass re-enforced Base, Tension Adjustment Foam on seat: High Density; Foam on back: Medium Density		Fabric Options; Various Mechanism; Forward Pivot Mechanism; Base: 5* Aluminium or Chrome
SE-SVMP10	Various fabric options	



Salvador PU - Visitors Arm Chair		Options
Black Powder Coated Sleigh Base Standard with LC 35 P.U. Arm Foam on seat: High Density; Foam on back: Medium Density		Fabric Options; Various Base: Chrome Sleigh Base
SE-SVVAP1	Category 1 Fabrics	
SE-SVVAP2	Category 2 Fabrics	
SE-SVVAP3	Category 3 Fabrics	
SE-SVVAP4	Category 4 Fabrics	
SE-SVVAP5	Category 5 Fabrics	
SE-SVVAP6	Category 6 Fabrics	
SE-SVVAP7	Category 7 Fabrics	
SE-SVVAP8	Category 8 Fabrics	
SE-SVVAP9	Category 9 Fabrics	
SE-SVVAP10	Category 10 Fabrics	

Office Chairs Catalogue



Order Code	Description	Options
Salvador Visitors		Options
	Black Powder Coated Sleigh Base Foam on seat: High Density; Foam on back: Medium Density	Fabric Options; Various Base: Chrome Sleigh Base
SE-SVVP1	Various fabric options	
SE-SVVP2	Various fabric options	
SE-SVVP3	Various fabric options	
SE-SVVP4	Various fabric options	
SE-SVVP5	Various fabric options	
SE-SVVP6	Various fabric options	
SE-SVVP7	Various fabric options	
SE-SVVP8	Various fabric options	
SE-SVVP9	Various fabric options	
SE-SVVP10	Various fabric options	

Salvador Range - Chrome



Salvador High Back - LC 75 Arms		Options
	Swivel & Tilt Mechanism with 1 position lock in and upright position; LC 75 Arm with PU Arm Pad Executive Gas Height Adjustment; Tension Adjustment 700mm diameter Polished Aluminium Base; Foam on seat: High Density; Foam on back: Medium Density	Fabric Options; Various Mechanism; Forward Pivot Mechanism;
SE-SVHC71	Category 1 Fabrics	
SE-SVHC72	Category 2 Fabrics	
SE-SVHC73	Category 3 Fabrics	
SE-SVHC74	Category 4 Fabrics	
SE-SVHC75	Category 5 Fabrics	
SE-SVHC76	Category 6 Fabrics	
SE-SVHC77	Category 7 Fabrics	
SE-SVHC78	Category 8 Fabrics	
SE-SVHC79	Category 9 Fabrics	
SE-SVHC710	Category 10 Fabrics	



Salvador Medium Back - LC 75 Arms		Options
	Swivel & Tilt Mechanism with 1 position lock in and upright position; LC 75 Arm with PU Arm Pad Executive Gas Height Adjustment; Tension Adjustment 700mm diameter Polished Aluminium Base; Foam on seat: High Density; Foam on back: Medium Density	Fabric Options; Various Mechanism; Forward Pivot Mechanism;
SE-SVMC81	Various fabric options	
SE-SVMC82	Various fabric options	
SE-SVMC83	Various fabric options	
SE-SVMC84	Various fabric options	
SE-SVMC85	Various fabric options	
SE-SVMC86	Various fabric options	
SE-SVMC87	Various fabric options	
SE-SVMC88	Various fabric options	
SE-SVMC89	Various fabric options	
SE-SVMC810	Various fabric options	

Office Chairs Catalogue

Order Code	Description	Options
------------	-------------	---------

Salvador Range - Chrome (Cont)



Salvador Visitors Arm Chair - LC 75 Arms		Options
Chrome Tube Sleigh Base LC 75 Arm with PU Arm Pad Foam on seat: High Density; Foam on back: Medium Density		Fabric Options; Various
SE-SVHC71	Category 1 Fabrics	
SE-SVHC72	Category 2 Fabrics	
SE-SVHC73	Category 3 Fabrics	
SE-SVHC74	Category 4 Fabrics	
SE-SVHC75	Category 5 Fabrics	
SE-SVHC76	Category 6 Fabrics	
SE-SVHC77	Category 7 Fabrics	
SE-SVHC78	Category 8 Fabrics	
SE-SVHC79	Category 9 Fabrics	
SE-SVHC710	Category 10 Fabrics	



Salvador High Back - LC 85 Arms		Options
Swivel & Tilt Mechanism with 1 position lock in and upright position; LC 85 Arm with PU Arm Pad Executive Gas Height Adjustment; Tension Adjustment 700mm diameter Polished Aluminium Base; Foam on seat: High Density; Foam on back: Medium Density		Fabric Options; Various Mechanism; Forward Pivot Mechanism;
SE-SVHC90	Various fabric options	



Salvador Medium Back - LC 85 Arms		Options
Swivel & Tilt Mechanism with 1 position lock in and upright position; LC 85 Arm with PU Arm Pad Executive Gas Height Adjustment; Tension Adjustment 700mm diameter Polished Aluminium Base; Foam on seat: High Density; Foam on back: Medium Density		Fabric Options; Various Mechanism; Forward Pivot Mechanism;
SE-SVMC81	Category 1 Fabrics	
SE-SVMC82	Category 2 Fabrics	
SE-SVMC83	Category 3 Fabrics	
SE-SVMC84	Category 4 Fabrics	
SE-SVMC85	Category 5 Fabrics	
SE-SVMC86	Category 6 Fabrics	
SE-SVMC87	Category 7 Fabrics	
SE-SVMC88	Category 8 Fabrics	
SE-SVMC89	Category 9 Fabrics	
SE-SVMC810	Category 10 Fabrics	

Office Chairs Catalogue



Order Code	Description	Options
Salvador Visitors Arm Chair - 4 Legged		Options
	Standard with arms (Integral 4 Legged frame) covered with a P.U arm pad Foam on seat: High Density; Foam on back: Medium Density	Fabric Options; Various
SE-SVV4C1	Category 1 Fabrics	
SE-SVV4C2	Category 2 Fabrics	
SE-SVV4C3	Category 3 Fabrics	
SE-SVV4C4	Category 4 Fabrics	
SE-SVV4C5	Category 5 Fabrics	
SE-SVV4C6	Category 6 Fabrics	
SE-SVV4C7	Category 7 Fabrics	
SE-SVV4C8	Category 8 Fabrics	
SE-SVV4C9	Category 9 Fabrics	
SE-SVV4C10	Category 10 Fabrics	



Salvador Visitors		Options
	Standard with arms (Integral sleigh frame) covered with a P.U arm pad Foam on seat: High Density; Foam on back: Medium Density	Fabric Options; Various Base: Black Oval Tube Integral Sleigh
SE-SVVSC1	Category 1 Fabrics	
SE-SVVSC2	Category 2 Fabrics	
SE-SVVSC3	Category 3 Fabrics	
SE-SVVSC4	Category 4 Fabrics	
SE-SVVSC5	Category 5 Fabrics	
SE-SVVSC6	Category 6 Fabrics	
SE-SVVSC7	Category 7 Fabrics	
SE-SVVSC8	Category 8 Fabrics	
SE-SVVSC9	Category 9 Fabrics	
SE-SVVSC10	Category 10 Fabrics	

Salvador Range - Wood



Salvador High Back - Wood		Options
	Swivel & Tilt Mechanism with 1 position lock in and upright position; Double Taper Gas Height Adjustment; Standard Oak Wood LC 30 Arm; Tension Adjustment 700mm diameter Laminated Oak Spider Base; Foam on seat: High Density; Foam on back: Medium Density	Fabric Options; Various Mechanism; Forward Pivot Mechanism; Arms; Can stain arms in: Imbuia; Beech; Cherry or Maple; Base: 5* 700mm Aluminium
SE-SVHW1	Category 1 Fabrics	
SE-SVHW2	Category 2 Fabrics	
SE-SVHW3	Category 3 Fabrics	
SE-SVHW4	Category 4 Fabrics	
SE-SVHW5	Category 5 Fabrics	
SE-SVHW6	Category 6 Fabrics	
SE-SVHW7	Category 7 Fabrics	
SE-SVHW8	Category 8 Fabrics	
SE-SVHW9	Category 9 Fabrics	
SE-SVHW10	Category 10 Fabrics	

Office Chairs Catalogue



Order Code	Description	Options
Salvador Medium Back - Wood		Options
	Swivel & Tilt Mechanism with 1 position lock in and upright position; Double Taper Gas Height Adjustment; Standard Oak Wood LC 30 Arm; Tension Adjustment 700mm diameter Laminated Oak Spider Base; Foam on seat: High Density; Foam on back: Medium Density	Fabric Options; Various Mechanism; Forward Pivot Mechanism; Arms; Can stain arms in: Imbuia; Beech; Cherry or Maple; Base: 5* 700mm Aluminium
SE-SVMW1	Category 1 Fabrics	
SE-SVMW2	Category 2 Fabrics	
SE-SVMW3	Category 3 Fabrics	
SE-SVMW4	Category 4 Fabrics	
SE-SVMW5	Category 5 Fabrics	
SE-SVMW6	Category 6 Fabrics	
SE-SVMW7	Category 7 Fabrics	
SE-SVMW8	Category 8 Fabrics	
SE-SVMW9	Category 9 Fabrics	
SE-SVMW10	Category 10 Fabrics	



Salvador Visitors 4 Legged - Wood		Options
	Elite 4 Leg Laminated Oak Frame with Solid Wood Back Leg Foam on seat: High Density; Foam on back: Medium Density	Fabric Options; Various Arms; Can stain arms in: Imbuia; Beech; Cherry
SE-SVV41	Category 1 Fabrics	
SE-SVV42	Category 2 Fabrics	
SE-SVV43	Category 3 Fabrics	
SE-SVV44	Category 4 Fabrics	
SE-SVV45	Category 5 Fabrics	
SE-SVV46	Category 6 Fabrics	
SE-SVV47	Category 7 Fabrics	
SE-SVV48	Category 8 Fabrics	
SE-SVV49	Category 9 Fabrics	
SE-SVV50	Category 10 Fabrics	



Salvador Visitors Sleigh - Wood		Options
	Integral Beech sleigh frame, Stained Oak Double Chrome bar on back of base & Double Chrome bar under seat at front Foam on seat: High Density; Foam on back: Medium Density	Fabric Options; Various Arms; Can stain arms in: Imbuia; Beech; Cherry or Maple
SE-SVVS1	Category 1 Fabrics	
SE-SVVS2	Category 2 Fabrics	
SE-SVVS3	Category 3 Fabrics	
SE-SVVS4	Category 4 Fabrics	
SE-SVVS5	Category 5 Fabrics	
SE-SVVS6	Category 6 Fabrics	
SE-SVVS7	Category 7 Fabrics	
SE-SVVS8	Category 8 Fabrics	
SE-SVVS9	Category 9 Fabrics	
SE-SVVS10	Category 10 Fabrics	

Office Chairs Catalogue

Order Code	Description	Options
Ombra Range		



Ombra High Back		Options
2 Lever Synchro Mechanism with 5 Position-Lock; Double Taper Gas Height Adjustment; Standard without Arms; See Options; 640mm diameter Black Nylon glass reinforced Base, Tension Adjustment Foam on seat: High Density; Foam on back: Medium Density		Fabric Options; Various Mechanism; Forward Pivot Mechanism; Base: 5* Aluminium or Chrome; Wooden, Spider Base Arms: LC 10, 15, 30, 35, 40, 60, 90, 95, 100, 150
SE-OBH1	Category 1 Fabrics	
SE-OBH2	Category 2 Fabrics	
SE-OBH3	Category 3 Fabrics	
SE-OBH4	Category 4 Fabrics	
SE-OBH5	Category 5 Fabrics	
SE-OBH6	Category 6 Fabrics	
SE-OBH7	Category 7 Fabrics	
SE-OBH8	Category 8 Fabrics	
SE-OBH9	Category 9 Fabrics	
SE-OBH10	Category 10 Fabrics	



Ombra - Medium Back		Options
2 Lever Synchro Mechanism with 5 Position-Lock; Double Taper Gas Height Adjustment; Standard without Arms; See Options; 640mm diameter Black Nylon glass reinforced Base, Tension Adjustment Foam on seat: High Density; Foam on back: Medium Density		Fabric Options; Various Mechanism; Forward Pivot Mechanism; Base: 5* Aluminium or Chrome; Wooden, Spider Base Arms: LC 10, 15, 30, 35, 40, 60, 90, 95, 100; 150
SE-OBM1	Category 1 Fabrics	
SE-OBM2	Category 2 Fabrics	
SE-OBM3	Category 3 Fabrics	
SE-OBM4	Category 4 Fabrics	
SE-OBM5	Category 5 Fabrics	
SE-OBM6	Category 6 Fabrics	
SE-OBM7	Category 7 Fabrics	
SE-OBM8	Category 8 Fabrics	
SE-OBM9	Category 9 Fabrics	
SE-OBM10	Category 10 Fabrics	



Office Chairs Catalogue



Order Code	Description	Options
Ombra - Visitors Arm Chair		Options
Black Powder Coated Sleigh Base Foam on seat: High Density; Foam on back: Medium Density		Fabric Options; Various Base: Chrome Sleigh Base; Arms: LC 10, 15, 30, 35, 40, 60, 90, 95, 100, 150
SE-OBV1	Category 1 Fabrics	
SE-OBV2	Category 2 Fabrics	
SE-OBV3	Category 3 Fabrics	
SE-OBV4	Category 4 Fabrics	
SE-OBV5	Category 5 Fabrics	
SE-OBV6	Category 6 Fabrics	
SE-OBV7	Category 7 Fabrics	
SE-OBV8	Category 8 Fabrics	
SE-OBV9	Category 9 Fabrics	
SE-OBV10	Category 10 Fabrics	

Morgan Range - PU & Chrome



Morgan High Back		Options
Forward Pivot Mechanism with 5 Position Lock; Chrome Round Bar Arm with blackwith PU Arm Capping; Double Taper Gas Height Adjustment; Tension Adjustment 700mm diameter Polished Aluminium 5* Base; Foam on seat: High Density; Foam on back: Medium Density		Fabric Options; Various; Base: black nylon or chrome 5* "normal"
SE-MGHP1	Category 1 Fabrics	
SE-MGHP2	Category 2 Fabrics	
SE-MGHP3	Category 3 Fabrics	
SE-MGHP4	Category 4 Fabrics	
SE-MGHP5	Category 5 Fabrics	
SE-MGHP6	Category 6 Fabrics	
SE-MGHP7	Category 7 Fabrics	
SE-MGHP8	Category 8 Fabrics	
SE-MGHP9	Category 9 Fabrics	
SE-MGHP10	Category 10 Fabrics	



Morgan Medium Back		Options
Forward Pivot Mechanism with 5 Position Lock; Chrome Round Bar Arm with blackwith PU Arm Capping; Double Taper Gas Height Adjustment; Tension Adjustment 700mm diameter Polished Aluminium 5* Base; Foam on seat: High Density; Foam on back: Medium Density		Fabric Options; Various; Base: black nylon or chrome 5* "normal"
SE-MGMP10	Various fabric options	

Office Chairs Catalogue



Order Code	Description	Options
Morgan Visitors Arm Chair		Options
	Chrome Round Tube Sleigh Base Chrome Round Bar Arm with blackwith PU Arm Capping; Foam on seat: High Density; Foam on back: Medium Density	Fabric Options; Various; Base: Black PC Round Tube Sleigh Base
SE-MGVAP1	Category 1 Fabrics	
SE-MGVAP2	Category 2 Fabrics	
SE-MGVAP3	Category 3 Fabrics	
SE-MGVAP4	Category 4 Fabrics	
SE-MGVAP5	Category 5 Fabrics	
SE-MGVAP6	Category 6 Fabrics	
SE-MGVAP7	Category 7 Fabrics	
SE-MGVAP8	Category 8 Fabrics	
SE-MGVAP9	Category 9 Fabrics	
SE-MGVAP10	Category 10 Fabrics	



Morgan Visitors Chair		Options
	Chrome Round Tube Sleigh Base Foam on seat: High Density; Foam on back: Medium Density	Fabric Options; Various; Base: Black PC Round Tube Sleigh Base
SE-MGVC1	Category 1 Fabrics	
SE-MGVC2	Category 2 Fabrics	
SE-MGVC3	Category 3 Fabrics	
SE-MGVC4	Category 4 Fabrics	
SE-MGVC5	Category 5 Fabrics	
SE-MGVC6	Category 6 Fabrics	
SE-MGVC7	Category 7 Fabrics	
SE-MGVC8	Category 8 Fabrics	
SE-MGVC9	Category 9 Fabrics	
SE-MGVC10	Category 10 Fabrics	

Morgan Range - Wood & Chrome



Morgan High Back		Options
	Forward Pivot Mechanism with 5 Position Lock; Chrome Round Bar Arm with oak wood arm capping Double Taper Gas Height Adjustment; Tension Adjustment 700mm diameter 5* Polished Aluminium Base; Foam on seat: High Density; Foam on back: Medium Density	Fabric Options; Various; Base: 700mm Diameter Laminated OakSpider Base, Black PU or chrome 5* "normal" Base; Option to Stain Wood Imbuia, Beech, Cherry, Mahogany or Maple
SE-MGHW1	Category 1 Fabrics	
SE-MGHW2	Category 2 Fabrics	
SE-MGHW3	Category 3 Fabrics	
SE-MGHW4	Category 4 Fabrics	
SE-MGHW5	Category 5 Fabrics	
SE-MGHW6	Category 6 Fabrics	
SE-MGHW7	Category 7 Fabrics	
SE-MGHW8	Category 8 Fabrics	
SE-MGHW9	Category 9 Fabrics	
SE-MGHW10	Category 10 Fabrics	

Office Chairs Catalogue



Order Code	Description	Options
Morgan Medium Back		Options
	Forward Pivot Mechanism with 5 Position Lock; Chrome Round Bar Arm with oak wood arm capping Double Taper Gas Height Adjustment; Tension Adjustment 700mm diameter 5* Polished Aluminium Base; Foam on seat: High Density; Foam on back: Medium Density	Fabric Options; Various; Base: 700mm Diameter Laminated OakSpider Base, Black PU or chrome 5* "normal" Base; Option to Stain Wood Imbuia, Beech, Cherry, Mahogany or Maple
SE-MGMW1	Category 1 Fabrics	
SE-MGMW2	Category 2 Fabrics	
SE-MGMW3	Category 3 Fabrics	
SE-MGMW4	Category 4 Fabrics	
SE-MGMW5	Category 5 Fabrics	
SE-MGMW6	Category 6 Fabrics	
SE-MGMW7	Category 7 Fabrics	
SE-MGMW8	Category 8 Fabrics	
SE-MGMW9	Category 9 Fabrics	
SE-MGMW10	Category 10 Fabrics	



Morgan Visitors Arm Chair		Options
	Chrome Round Tube Sleigh Base Chrome Round Bar Arm with oak wood arm capping Foam on seat: High Density; Foam on back: Medium Density	Fabric Options; Various; Base: Black PC Round Tube Sleigh Base
SE-MGVAW1	Category 1 Fabrics	
SE-MGVAW2	Category 2 Fabrics	
SE-MGVAW3	Category 3 Fabrics	
SE-MGVAW4	Category 4 Fabrics	
SE-MGVAW5	Category 5 Fabrics	
SE-MGVAW6	Category 6 Fabrics	
SE-MGVAW7	Category 7 Fabrics	
SE-MGVAW8	Category 8 Fabrics	
SE-MGVAW9	Category 9 Fabrics	
SE-MGVAW10	Category 10 Fabrics	



Morgan Visitors Chair		Options
	Chrome Round Tube Sleigh Base Foam on seat: High Density; Foam on back: Medium Density	Fabric Options; Various; Base: Black PC Round Tube Sleigh Base
SE-MGVC1	Category 1 Fabrics	
SE-MGVC2	Category 2 Fabrics	
SE-MGVC3	Category 3 Fabrics	
SE-MGVC4	Category 4 Fabrics	
SE-MGVC5	Category 5 Fabrics	
SE-MGVC6	Category 6 Fabrics	
SE-MGVC7	Category 7 Fabrics	
SE-MGVC8	Category 8 Fabrics	
SE-MGVC9	Category 9 Fabrics	
SE-MGVC10	Category 10 Fabrics	

Order Code	Description	Options
Mesh Ranges		

Trinidad Range



Trinidad High Back		Options
2 Lever Synchro Mechanism with 5 Position lock; Double Taper Gas Height Adjustment; Standard without Arms; (See Options) ; Standard with Black Mesh Back; Tension Adjustment; 640mm diameter Black Nylon, glass re-enforced Base; Foam on seat: High Density; Foam on back: None (Mesh Back)		Fabric Options; Various on seat; Option of white mesh on back rest Base: Aluminium or Chrome; Arms; LC 10, 15, 40, 60, 90, 95, 100, 150
SE-TDH1	Category 1 Fabrics	
SE-TDH2	Category 2 Fabrics	
SE-TDH3	Category 3 Fabrics	
SE-TDH4	Category 4 Fabrics	
SE-TDH5	Category 5 Fabrics	
SE-TDH6	Category 6 Fabrics	
SE-TDH7	Category 7 Fabrics	
SE-TDH8	Category 8 Fabrics	
SE-TDH9	Category 9 Fabrics	
SE-TDH10	Category 10 Fabrics	



Trinidad Medium Back		Options
2 Lever Synchro Mechanism with 5 Position lock; Double Taper Gas Height Adjustment; Standard without Arms; See Options; Standard with Black Mesh Back; Tension Adjustment; 640mm diameter Black Nylon, glass re-enforced Base; Foam on seat: High Density; Foam on back: None (Mesh Back)		Fabric Options; Various on seat; Option of white mesh on back rest Base: Aluminium or Chrome; Arms; LC 10, 15, 40, 60, 90, 95, 100, 150
SE-TDM1	Category 1 Fabrics	
SE-TDM2	Category 2 Fabrics	
SE-TDM3	Category 3 Fabrics	
SE-TDM4	Category 4 Fabrics	
SE-TDM5	Category 5 Fabrics	
SE-TDM6	Category 6 Fabrics	
SE-TDM7	Category 7 Fabrics	
SE-TDM8	Category 8 Fabrics	
SE-TDM9	Category 9 Fabrics	
SE-TDM10	Category 10 Fabrics	

Office Chairs Catalogue



Order Code	Description	Options
Trinidad Visitors Arm Chair		Options
	Chrome Round Tube Sleigh Base with Black PU Arm Capping; Foam on seat: High Density; Foam on back: Medium Density;	Fabric Options; Various on seat; Option of white mesh on back rest
SE-TDVS1	Category 1 Fabrics	
SE-TDVS2	Category 2 Fabrics	
SE-TDVS3	Category 3 Fabrics	
SE-TDVS4	Category 4 Fabrics	
SE-TDVS5	Category 5 Fabrics	
SE-TDVS6	Category 6 Fabrics	
SE-TDVS7	Category 7 Fabrics	
SE-TDVS8	Category 8 Fabrics	
SE-TDVS9	Category 9 Fabrics	
SE-TDVS10	Category 10 Fabrics	

Orion Range - Black Mesh



Orion High Back	Options
Synchro mechanism with 5 position lock; Gas height adjustment; Adjustable Black PU Arms; Non Woven Mesh back and Fabric Seat; 5* Black PU Spider base; Adjustable Seat Back and Forth; Adjustable back up and down; Adjustable Lumbar Support and Head Rest; Black Only	Nil
CE-ORH	



Orion Medium Back	Options
Synchro mechanism with 5 position lock; Gas height adjustment; Adjustable Black PU Arms; Non Woven Mesh back and Fabric Seat; 5* Black PU Spider base; Adjustable Seat Back and Forth; Adjustable back up and down; Adjustable Lumbar Support and Head Rest; Black Only	Nil
CE-ORM	



Orion Visitors Arm Chair	Options
Black powder coated 4 legged frame with chrome detail; PU Arms; Non Woven Mesh back and Woven Seat; Adjustable lumbar support; Black Only	Nil
CE-ORVA	





Order Code	Description	Options
Orion Visitors Chair		Options
	Black powder coated 4 legged frame with chrome detail; Non Woven Mesh back and Woven Seat; Adjustable lumbar support; Black Only	Nil
CE-ORV		

Venus Range



Venus High Back		Options
1 Lever Middle Pivot Synchro Mechanism with 5 position lock; Double Taper Gas Height Adjustment; Standard with Black Mesh Back & Headrest; Standard without Arms; See Options; 700mm diameter Black Nylon, glass reinforced Spider Base; Adjustable Black Mesh Lumbar Cushion; Separate Seat and Back Foam on seat: High Density; Foam on back: None (Mesh Back)		Fabric Options; Various (Not on mesh) Base: 5* Polished Aluminium or Chrome Spider Base; Arms; LC 10, 15, 40, 60, 90, 95, 100, 150
SE-VNH1	Category 1 Fabrics	
SE-VNH2	Category 2 Fabrics	
SE-VNH3	Category 3 Fabrics	
SE-VNH4	Category 4 Fabrics	
SE-VNH5	Category 5 Fabrics	
SE-VNH6	Category 6 Fabrics	
SE-VNH7	Category 7 Fabrics	
SE-VNH8	Category 8 Fabrics	
SE-VNH9	Category 9 Fabrics	
SE-VNH10	Category 10 Fabrics	



Venus Medium Back		Options
1 Lever Middle Pivot Synchro Mechanism with 5 position lock; Double Taper Gas Height Adjustment; Standard with Black Mesh Back & Headrest; Standard without Arms; See Options; 700mm diameter Black Nylon, glass reinforced Spider Base; Adjustable Black Mesh Lumbar Cushion; Separate Seat and Back Foam on seat: High Density; Foam on back: None (Mesh Back)		Fabric Options; Various (Not on mesh) Base: 5* Polished Aluminium or Chrome Spider Base; Arms; LC 10, 15, 40, 60, 90, 95, 100, 150
SE-VNM1	Category 1 Fabrics	
SE-VNM2	Category 2 Fabrics	
SE-VNM3	Category 3 Fabrics	
SE-VNM4	Category 4 Fabrics	
SE-VNM5	Category 5 Fabrics	
SE-VNM6	Category 6 Fabrics	
SE-VNM7	Category 7 Fabrics	
SE-VNM8	Category 8 Fabrics	
SE-VNM9	Category 9 Fabrics	
SE-VNM10	Category 10 Fabrics	

Office Chairs Catalogue



Order Code	Description	Options
Venus Visitors Arm Chair		Options
	Black Powder Coated Round Tube Sleigh Base; Standard with Black Mesh Back; Separate Seat and Back; Standard without Arms; See Options; Foam on seat: High Density; Foam on back: None (Mesh Back)	Fabric Options; Various (Not on mesh) Base: Chrome Sleigh base; Arms; LC 10, 15, 30, 35, 40, 60, 70, 75, 90, 95, 100, 150
SE-VNV1	Category 1 Fabrics	
SE-VNV2	Category 2 Fabrics	
SE-VNV3	Category 3 Fabrics	
SE-VNV4	Category 4 Fabrics	
SE-VNV5	Category 5 Fabrics	
SE-VNV6	Category 6 Fabrics	
SE-VNV7	Category 7 Fabrics	
SE-VNV8	Category 8 Fabrics	
SE-VNV9	Category 9 Fabrics	
SE-VNV10	Category 10 Fabrics	

Falcon Range - Black Mesh



Falcon High Back	Options
Synchro mechanism with 5 position lock; Gas height adjustment; Adjustable Black PU Arms; Non Woven Mesh back and Woven Mesh Seat; 5* Black PU Spider base; Adjustable Seat Back and Forth; Adjustable back up and down; Adjustable Lumbar Support and Head Rest; Black Mesh Only	Nil
CE-FAH1	



Falcon Visitors Chair	Options
Black powder coated sleigh base; Adjustable PU arm rests; Adjustable Lumbar Support; Non woven mesh back and woven mesh seat; Black Mesh Only	Nil
CE-FAV1	

Office Chairs Catalogue

Order Code	Description	Options
Leather Ranges		

Cheetah Range - Leather



Cheetah - High Back - Kneetilt Synchro	Options
CO.FE.MO. Kneetilt synchro mechanism with 5 position lock; Split seat and back; PU arm rests; Gas height adjuster.; 5* black nylon base; Leather Combo: Buffalo split leather on the front and leatherette on the back; Black Only	Nil
CE-CHH1	



Cheetah - High Back - Kneetilt	Options
CO.FE.MO. Kneetilt synchro mechanism with 5 position lock; One part shell; PU arm rests; Gas height adjuster.; 5* black nylon base; Leather Combo: Buffalo split leather on the front and leatherette on the back; Black Only	Nil
CE-CHH2	



Cheetah Visitors	Options
Black powder coated integral sleigh base with PU arm capping; Leather Combo: Buffalo split leather on the front and leatherette on the back; Black Only	Nil
CE-CHV1	



Cheetah Visitors - Mini	Options
Black powder coated integral sleigh base; PU arm rests; Leather Combo: Buffalo split leather on the front and leatherette on the back; Back height from seat: 500mm; Black Only	Nil
CE-CHV2	

Office Chairs Catalogue

Order Code	Description	Options
Icon Range - Leather		



Icon- High Back	Options
CO.FE.MO. Kneetilt synchro mechanism with 5 position lock; One part shell; PU arm rests; Gas height adjuster.; Polished aluminium base and arms (with PU capping on arms). Polished aluminium section on outer back; Leather Combo: Buffalo split leather on the front and leatherette on the back; Black Only	Nil
CE-ICH1	



Icon Range - Leather (Cont)



Icon- Medium Back	Options
CO.FE.MO. Kneetilt synchro mechanism with 5 position lock; One part shell; PU arm rests; Gas height adjuster.; Polished aluminium base and arms (with PU capping on arms). Polished aluminium section on outer back; Leather Combo: Buffalo split leather on the front and leatherette on the back; Black Only	Nil
CE-ICM1	



Icon Visitors Arm Chair	Options
Chrome sleigh base. Polished aluminium arms with PU arm capping; Leather Polished aluminium section on outer back; Combo: Buffalo split leather on the front and leatherette on the back; Black Only	Nil
CE-ICV1	



Office Chairs Catalogue

Order Code	Description	Options
Big & Tall Heavy Duty- Leather		



Big & Tall - High Back - Heavy Duty	Options
Swivel & tilt mechanism with 1 position lock. Chrome & PU arm rests; Gas height adjuster.; 5* chrome base; Leather Combo: Buffalo split leather on the front and leatherette on the back; Can take up to 150kg Weight; Black Only	Nil
CE-BT1	


Judges Range- Leather



Judges - High Back - Heavy Duty	Options
Swivel & tilt mechanism with 1 position lock. Gas height adjuster.; 5* wooden mahogany stained base. Bronze studs on arm rests and buttons on back rest; Leather Combo: Buffalo split leather on the front and leatherette on the back	Black or Oxblood Leather
CE-JUH1	



Judges Visitors	Options
Wooden 4 legged frame stained mahogany; Bronze studs on arm rests and seat; Leather Combo: Cow top leather on the front and leatherette on the back	Black or Oxblood Leather
CE-JUV1	



Chair Options

Office Chairs Catalogue

Order Code	Description
------------	-------------

Arm Options



SE-LC10	Chrome with Wooden Arm Pad
---------	----------------------------



SE-LC15	Chrome with Polyurethane Arm Pad
---------	----------------------------------



SE-LC30	Slimline Wooden Arm
---------	---------------------



SE-LC35	Slimline Polyurethane Arm
---------	---------------------------



SE-LC40	Polyurethane Arm w Curve
---------	--------------------------



SE-LC60	Polyurethane - Standard
---------	-------------------------



SE-LC70	Chrome with Wooden Arm Pad
---------	----------------------------



SE-LC75	Chrome with Polyurethane Arm Pad
---------	----------------------------------



Office Chairs Catalogue

Order Code	Description
Arm Options (Cont)	



SE-LC85	Solid Arm with Polyurethane Arm Pad
---------	-------------------------------------



SE-LC90	Upright Polyurathane Arms
---------	---------------------------



SE-LC95	Upright Polyurathane Adjustable Arm
---------	-------------------------------------



SE-LC100	Chrome with Polyurathane Arm pad
----------	----------------------------------



SE-LC150	Polyurathane Arm
----------	------------------

Footring Options	
Draughtsman Conversion - Black Nylon foot ring	
SE-FRB	No Gas
SE-FRGB	With gas
Draughtsman Conversion – Chrome foot ring	
SE-FRC	No Gas
SE-FRGC	With gas




Office Chairs Catalogue

Order Code	Description
Standard Bases	



SE-BNGB6	Black Nylon; Glass Re-enforced Base; 640mm Diameter
----------	--



SE-CNB6	Chrome - Standard; Chrome "normal" Base; 640mm Diameter
---------	--



SE-PAB7	Polished Aluminium; Polished Aluminium Base; 700mm Diameter
---------	--

Spider Bases



SE-BNSB7	Black Nylon Spider; Glass Re-enforced Base; 700mm Diameter
----------	---



SE-CSB	Chrome Spider Base; 700mm Diameter
--------	--

SE-PASB7	Polished Aluminium Spider Base; 700mm Diameter
----------	--



SE-WOSB7	Wooden Spider Base; 700mm Diameter
----------	--



Office Chairs Catalogue

Order Code	Description
Mechanisms	



SE-SAT	Swivle & Tilt Mechanism; Single lever one position locking swivel and tilt function; 2.5 mm steel plate construction; Tension adjustable; Mechanism weight: 1.85kg
--------	---



SE-FOP	Kneetilt Mechanism; (Forward Pivot); Heavy duty mechanism built with sturdy die-cast aluminium chassis; Twin lever control - 1) Gas height adjustment; 2) Five position tilt angle locking function; Tension adjustable; Built with an Anti-shock safety feature; Mechanism weight:3.75kG
--------	---



SE-KTSM	Kneetilt Syncro Mechanism; Heavy duty mechanism built with sturdy die-cast die-cast aluminium chassis; Twin lever control - 1) Gas height adjustment; 2) Five position tilt angle locking function; Tension adjustable; Built with an Anti-shock safety feature; Mechanism weight: 5.3kG
---------	---




SE-MPSM	Middle Pivot Syncro Mechanism; Heavy duty mechanism built with sturdy die-cast die-cast aluminium chassis; ; Twin lever control - 1) Gas height adjustment; 2) Five position tilt angle locking function; Tension adjustable; Built with an Anti-shock safety feature; Mechanism weight: 3.5kG
---------	---



SE-BRA	Back Rake Adjustment
--------	-----------------------------

Accessories







SE-SAT	Swivle & Tilt Mechanism;
SE-FOP	Kneetilt Mechanism; Forward Pivot;
SE-KTSM	Kneetilt Syncro Mechanism;
SE-MPSM	Middle Pivot Syncro Mechanism;
SE-BRA	Back Rake Adjustment
SE-CAH1	Castors Each
SE-CAS1	Soft Castors Each
SE-GL1	Gliders Each






Office Chairs Catalogue

Order Code	Description
Accessories (Cont)	
SE-CAH1	Heavy Duty Castors Each
SE-GLC1	Clip on glides
SE-KAC1	Kingston Plastic Arm Caps (Per Pair)
SE-MTA1	Montego arms per pair
SE-GST1	Gas Spindle - Typist
SE-GSE1	Gas Spindle – Executive
SE-GSDB	Gas Spindle – Double Taper
SE-GSDR	Gas Spindle – Draughtsman
SE-CPPM	Clear plastic per meter

Office Chairs Catalogue

Picture of Movement	Explanation
	<p>Tension Adjustment: This enables you to adjust the tension on the chair. This is the knob found underneath the chair, towards the front of the seat. When the seat is unlocked, you are able to tilt the chair while seated. You can change the tension to be loose (so that the chair tilts easily) or tight (so that you have to use more strength to tilt the chair). Lighter/smaller people, should have a loose tension and heavier people should have a tighter tension. While seated on the chair, turn the knob clockwise to loosen or anticlockwise to tighten.</p>
	<p>Gas Height Adjustment: This allows you to adjust your seat up or down. The lever is situated underneath the seat on the right hand side. To lower the seat, sit on the chair and pull the lever upwards towards the seat. To heighten the seat, lift your body off the chair and pull the lever upwards and adjust to desired height. For good posture, your feet should be placed flat on the ground with your thighs and calves at a 90 degree angle.</p>
	<p>Back Rake Adjustment: This means that the back can tilt back and forward without moving the position of the seat. The lever is situated on the right hand side, behind the gas height lever. In a seated position, pull the lever upward while pushing back on the backrest to adjust. Once you have found a comfortable position, release the lever and the backrest will lock in position.</p>
	<p>Back Height Adjustment: This allows you to adjust the height of the backrest upward or downward without moving the position of the seat. The knob is found behind the seat on the left hand side. To adjust the height, in a seated position, turn the knob anticlockwise. This will loosen the backrest, allowing you to move the backrest up or down. Once the desired position is found, tighten the knob by turning it clockwise.</p>
	<p>Draughtsman Conversion: This is a gas spindle that is higher than normal gas spindles. These are fitted to chairs that need a seat height higher than normal. I.E. a draughtsman's table / laboratory table. It works the same as a conventional gas. These can only be fitted to operator's chairs and some mid back chairs. This gas spindle cannot be fitted to any high back chairs, chairs with forward pivot mechanisms or chairs with synchro mechanisms. The maximum seat height is 850mm once fitted to a chair.</p>
	<p>Swivel & tilt mechanism: This mechanism allows you to tilt the chair whilst seated or lock the chair in an upright position. To lock the chair, use the lever underneath the seat on the right hand side (same lever for gas height adjustment), push it in towards the centre of the chair. To unlock the chair, pull the lever outward away from the seat.</p>



Picture of Movement	Explanation
	<p>Forward Pivot: This mechanism allows you to tilt the seat whilst keeping your feet on the floor, providing a more natural and controlled feeling. You are able to lock the chair in 5 tilted positions. To lock the chair in your desired position, use the lever on the left hand side of the chair by pulling the lever upward towards the seat. To unlock the chair, push the same lever back down towards the floor and push back on the backrest with your body. The forward pivot mechanisms have an "anti-shock" facility, this means that you aren't thrown forward when the mechanism is unlocked and that is why you have to push back on the seat to unlock it.</p>
	<p>Synchro Mechanism: This mechanism allows you to adjust and lock the chair in your desired position. You can fix or free float the angle of the seat and back together. For every one degree the seat tilts, the back rest tilts two degrees. To lock the chair in your desired position, use the lever on the left hand side of the chair by pulling the lever upward towards the seat. To unlock the chair, push the same lever back down towards the floor and push back on the backrest with your body. The Synchro mechanisms have an "anti-shock" facility, this means that you aren't thrown forward when the mechanism is unlocked and that is why you have to push back on the seat to unlock it.</p>
	<p>Middle Pivot Synchro Mechanism: This mechanism allows you to adjust and lock the chair in your desired position. You can fix or free float the angle of the seat and back together. For every one degree the seat tilts, the back rest tilts two degrees. To lock the chair in your desired position, use the lever on the right hand side of the chair by pushing the lever towards the front of the chair. To unlock the chair, pull the same lever back towards the back of the chair and push on the backrest with your body. The Middle Pivot Synchro mechanisms have an "anti-shock" facility, this means that you aren't thrown forward when the mechanism is unlocked and that is why you have to push back on the seat to unlock it.</p>



umoya
unlimited

Contact us:

Email: contactus@umoyaunlimited.com

Telephone: +27 11 207 6260

Office Hours: 08h30–16h30 (Mon – Fri)

Website: www.umoyaunlimited.com

Address: **Unit 18 Gallagher Place**

Cnr Suttie and Richards Drive

Midrand, Gauteng, 1682

South Africa

For a quote, please contact contactus@umoyaunlimited.com

